



**attocube**

WITTENSTEIN group



# attoDRY2200

making ultra-sensitive measurements easy

**CRYOGENIC INSTRUMENTS**

cool tools for cold science

# Breakthrough in ultra-low vibrations cryogenics

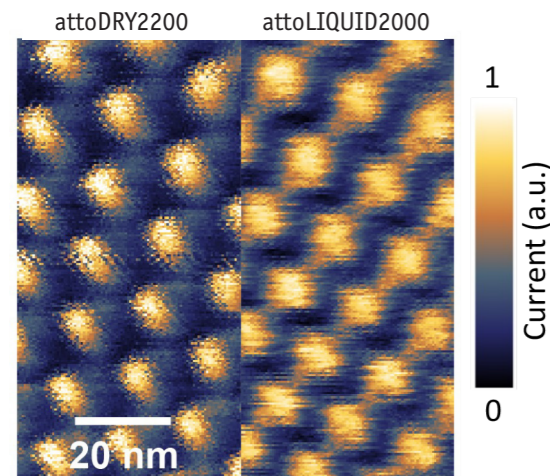
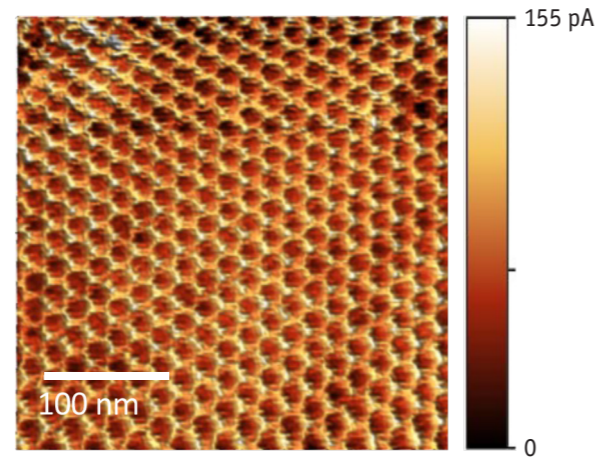
making ultra-sensitive measurements easy

# attoDRY2200

automated toploading ultra-low vibrations cryostat

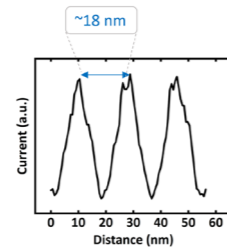
## Ultra-Sensitive Measurements from 1.8 K to 300 K (hBN/Graphene)

The attoDRY2200 is a variable temperature cryostat with maximum magnetic field being available at all temperatures. Moreover, it features ultra-low vibrations in the entire temperature range. An example thereof is a conductive-tip AFM (ct-AFM) scan of hBN/graphene bilayer at 70 K. One can see a high-resolution moiré pattern with a superlattice constant of 15 nm, and a lateral resolution of at least 7.5 nm.



## Vibrations on par with Liquid Cryostat

The comparison between attoDRY2200 and a liquid cryostat shows that both measurements yield the same resolution under similar measurement conditions. If anything, the ct-AFM image of tBLG shows slightly better signal-to-noise in the dry environment, confirming the excellent damping of vibrations in the attoDRY2200.



*\* Sample courtesy of Jiacheng Zhu and Kin Fai Mak (Cornell University, USA); access to attoLIQUID2000 cryostat courtesy of Istvan Kezsmarki (University of Augsburg, Germany).*

The attoDRY2200 brings an efficiency leap in time-to-result for the most sensitive scanning probe microscopy experiments due to its ultra-low vibrations and automated control. Moreover, its suitability for various scanning probe techniques (e.g., ct-AFM, KPFM, PFM, MIM, MFM) make it the benchmark for ultra-sensitive correlative scanning probe microscopy.

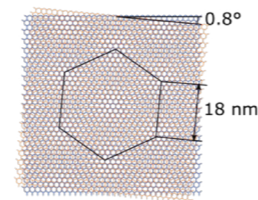
- the new benchmark in ultra-low vibration
  - makes liquid cryostat obsolete even for sensitive SPM
- automated control via eNSPIRE electronics
  - web-server, live plotting & logging, versatile API
- toploading probe with free-beam access in 3D fields
  - versatile SPM platform for 2D materials research



Breakthrough in Ultra-Low-Vibration Cryogenics

## High-Resolution Moiré Pattern of Twisted Bilayer Graphene (tBLG)

To benchmark the performance of attoDRY2200, a ct-AFM measurement on twisted bilayer graphene (tBLG) was conducted. In our sample, two graphene sheets are twisted by an angle of  $0.8^\circ$ , which yields a moiré superlattice constant of 18 nm. The measurement above clearly shows this moiré superlattice with lateral resolution at least as small as half of the distance between two superlattice nodes, i.e., in this case 9 nm.





### General Specifications

technology	ultra-low vibration, pulse-tube based closed-cycle cryostat, designed for scanning probe microscopy applications
sample environment	He exchange gas
sample space	49.7 mm diameter probe bore fitting all attocube inserts
usability	fully automated temp. and mag. field control via integrated touchscreen, web interface or LAN API
vibration & acoustic noise damping system	benchmark ultra-low vibration design

### Performance Data

temperature range	1.8 .. 300 K (automated control)
base temperature	1.65 .. 1.8 K (for standard inserts)
cool down time of sample	approx. 5 .. 8 h (depending on insert)

### Options and Upgrades

superconducting magnet	solenoid: 9 T, vector magnets: 1/1/1 T, 9/1/1 T
------------------------	---

### Compatibility

confocal microscopes	attoCFM I, attoCFM IV, attoAFM/CFM
atomic force microscopes	attoAFM I, AFM upgrade options (MFM, KPFM, PFM, conductive-tip AFM), attoAFM III, attoAFM/CFM, attoNVM
transport measurements	atto3DR